



# WELCOME





**CCW**

**is leading industry-education partnerships to collaboratively strengthen our region's talent development ecosystem**

- 1. Data-driven research on the supply and demand for talent**
- 2. Industry Councils and Regional Program Advisories**
- 3. Developing work-based learning opportunities**
- 4. Workforce & Education Portal**

Funded by the California Community Colleges Chancellor's Office under the Strong Workforce Program (SWP) as a Los Angeles Regional Project

[COMPETITIVWORKFORCE.LA](https://www.competitiveworkforce.la)



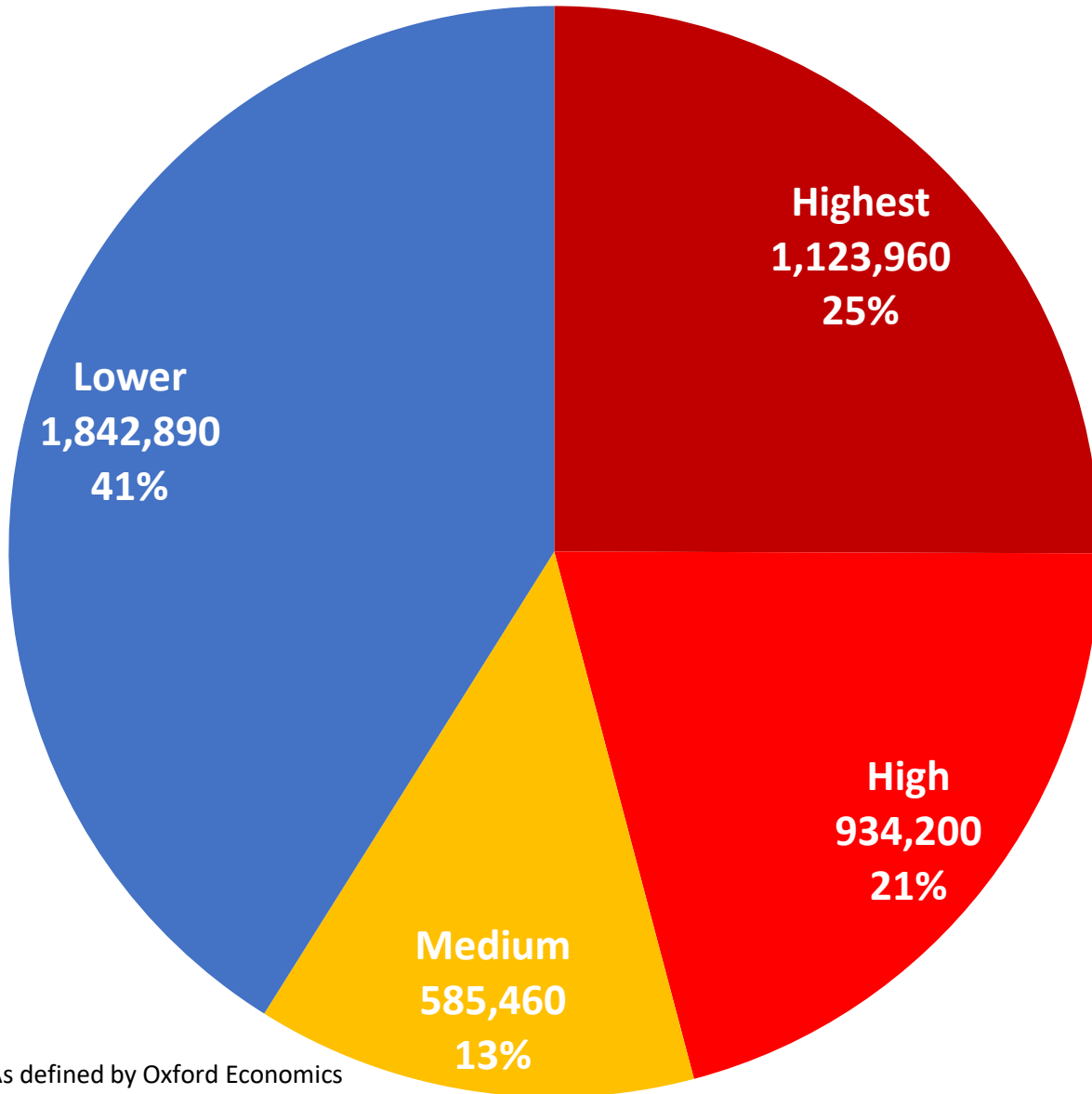
---

# SHANNON SEDGWICK

DIRECTOR OF THE  
INSTITUTE FOR APPLIED  
ECONOMICS

---

# At Risk Jobs in LA County\*



Total Jobs in LA County:  
**4.5 million**

High Risk Job Share:  
**45.9%**

## Highest Risk

- Retail Trade
- Arts, Entertainment, and Recreation
- Accommodation and Food Services
- Other Services (except Public Administration)

## High Risk

- Construction
- Manufacturing
- Wholesale Trade
- Transportation and Warehousing

## Medium Risk

- Mining, Quarrying, and Oil and Gas Extraction
- Information
- Real Estate and Rental and Leasing
- Professional, Scientific, and Technical Services

## Lower Risk

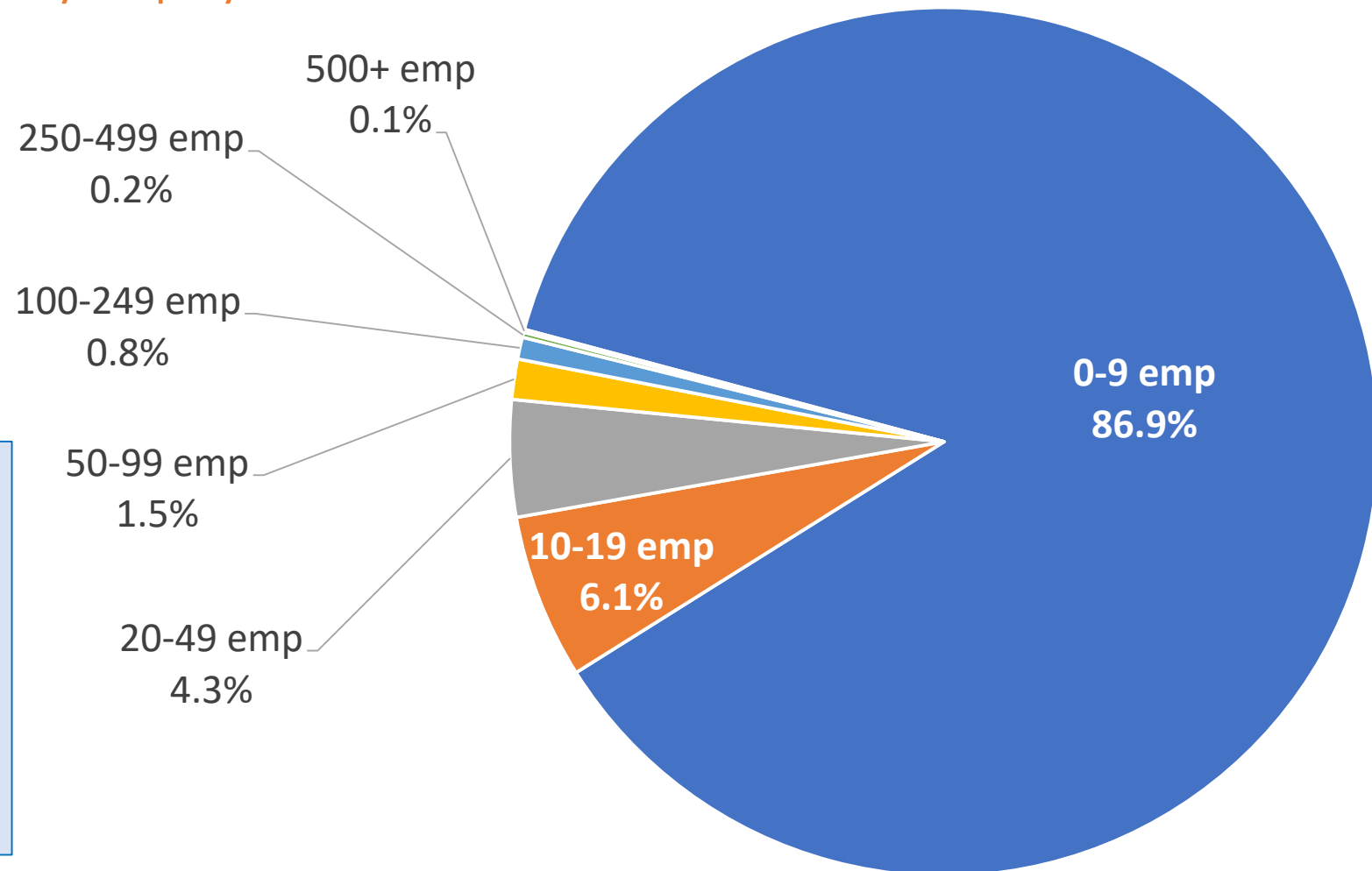
- Agriculture, Forestry, Fishing and Hunting
- Utilities
- Management of Companies and Enterprises
- Administrative and Support and Waste Management and Remediation Services
- Educational Services
- Health Care and Social Assistance
- Public Administration



\*As defined by Oxford Economics

# Small Businesses in LA County

## Number of Businesses by Employment Size



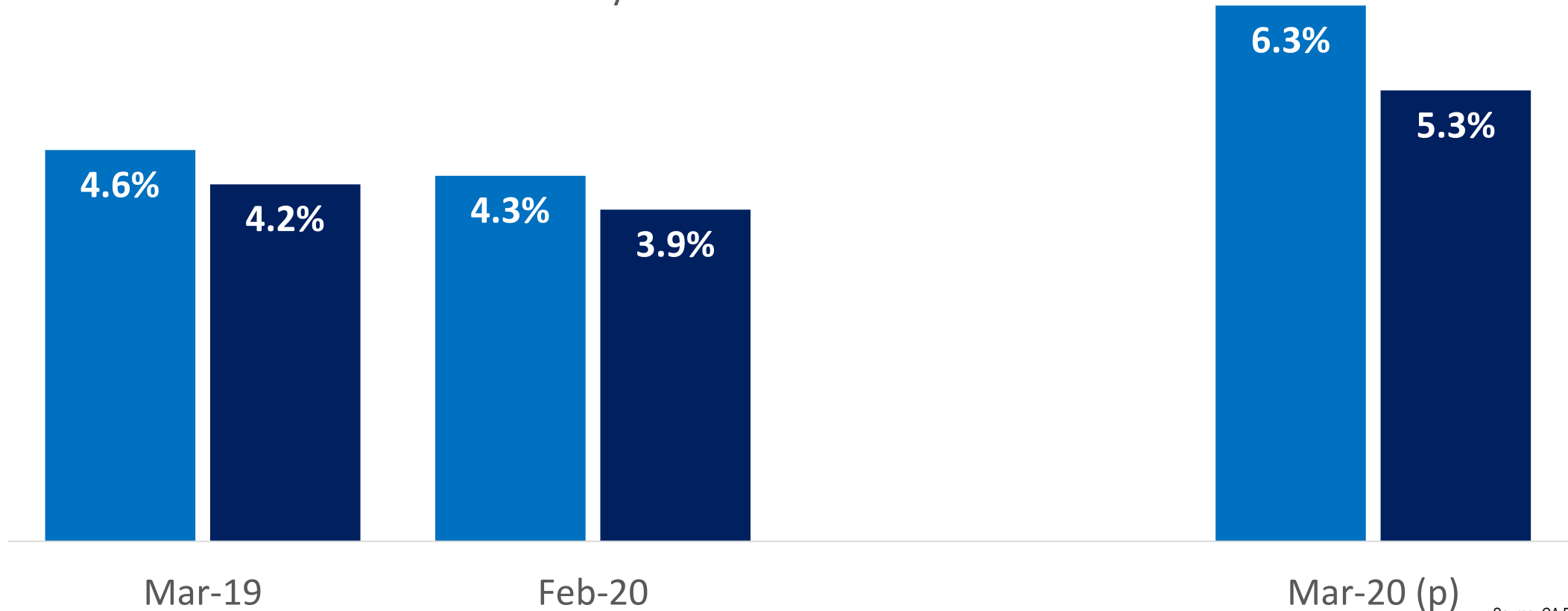
**93% of  
Businesses in  
LA County have  
less than 20  
employees**

# Unemployment Rate March 2020

## Unemployment Rate (SA)

■ LA County

■ California

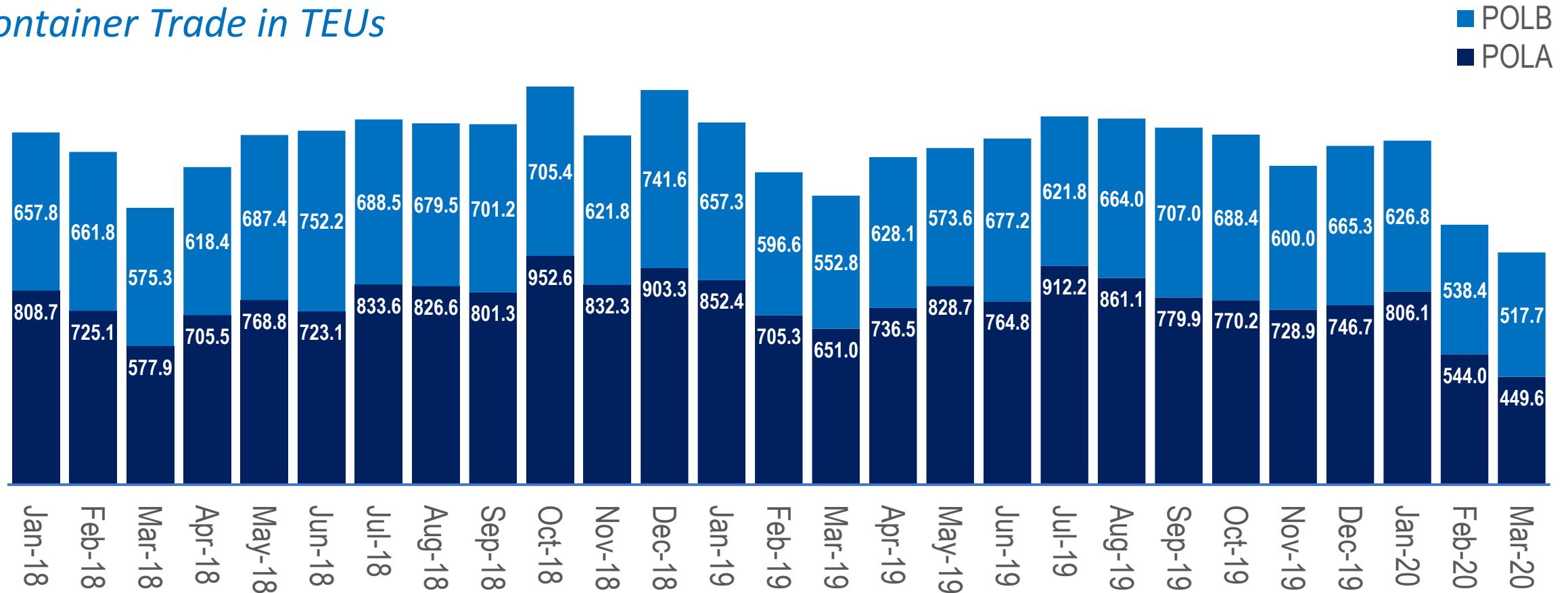


Source: CA EDD



# NEW LOCAL DATA: Trade at the Port of Los Angeles & Port of Long Beach

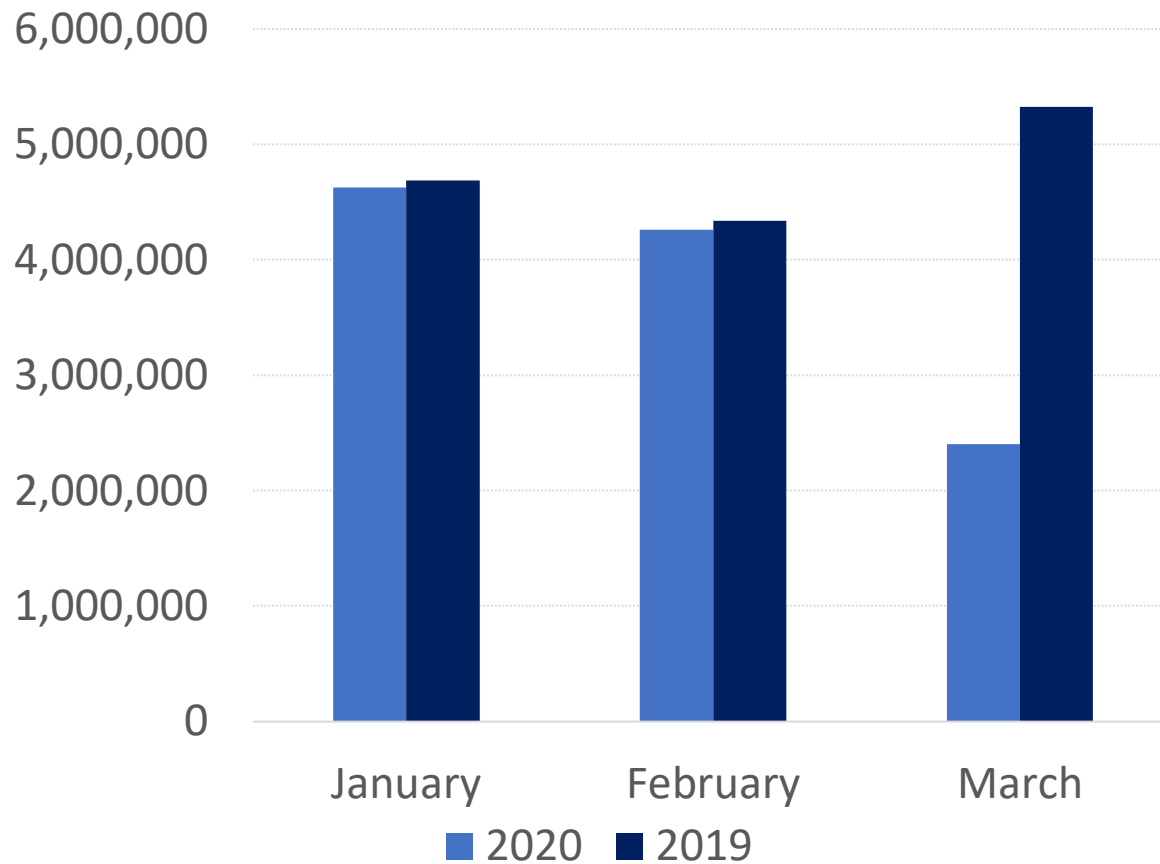
Container Trade in TEUs



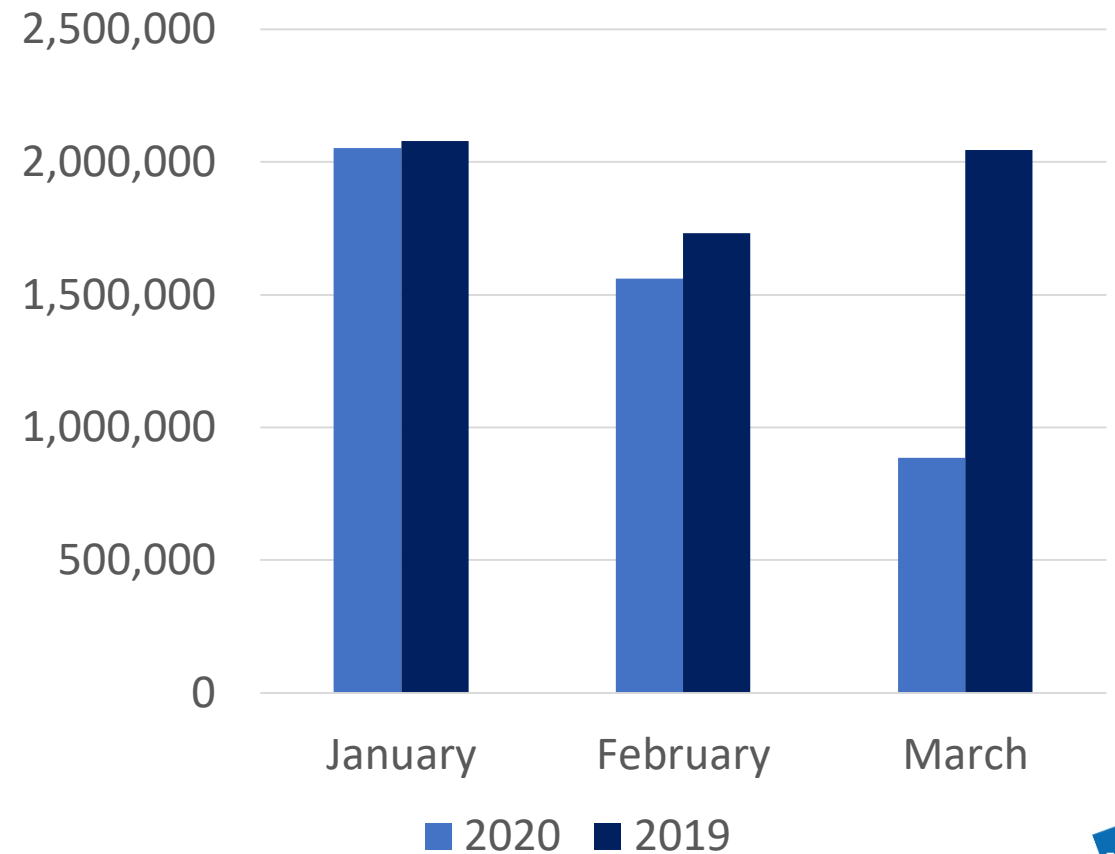
Source: POLA; POLB

# Domestic and International Flights Monthly Arrivals and Departures at LAX

## Domestic Passengers

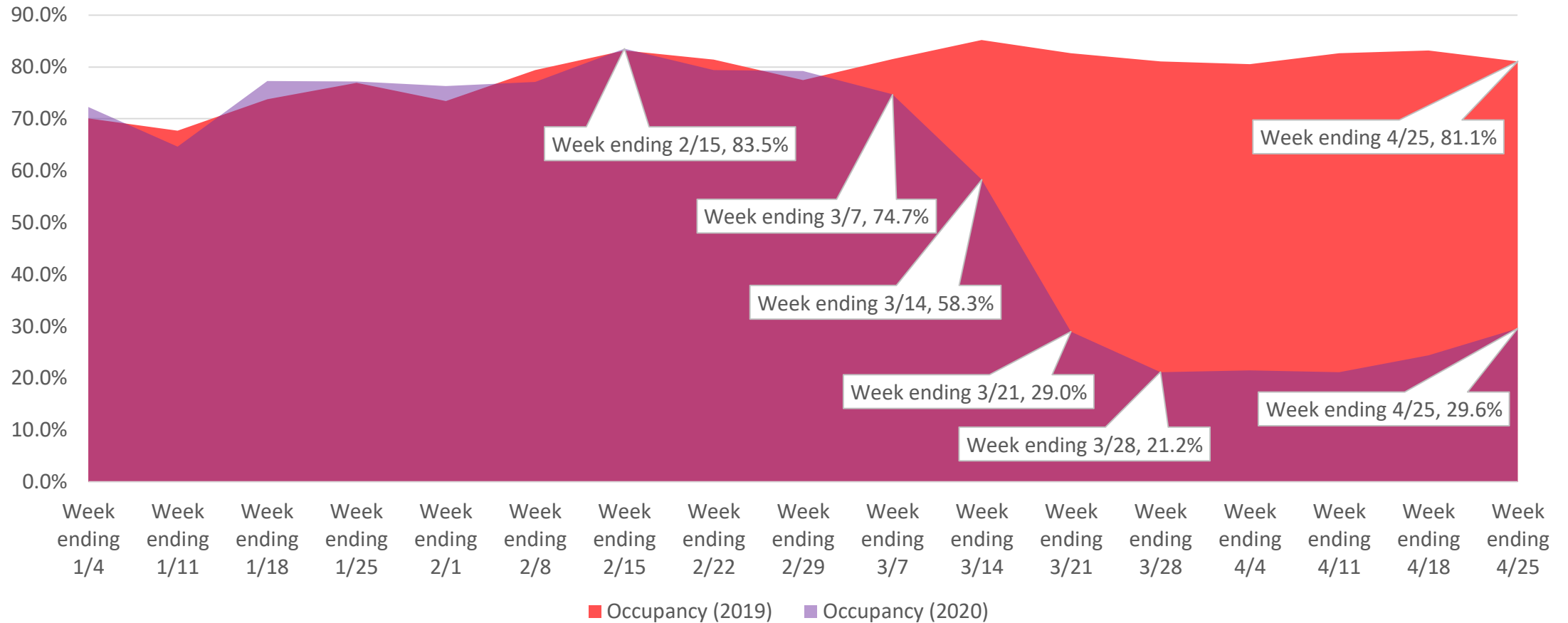


## International Passengers





# Weekly Hotel Occupancy Rates in LA County 2020 versus 2019

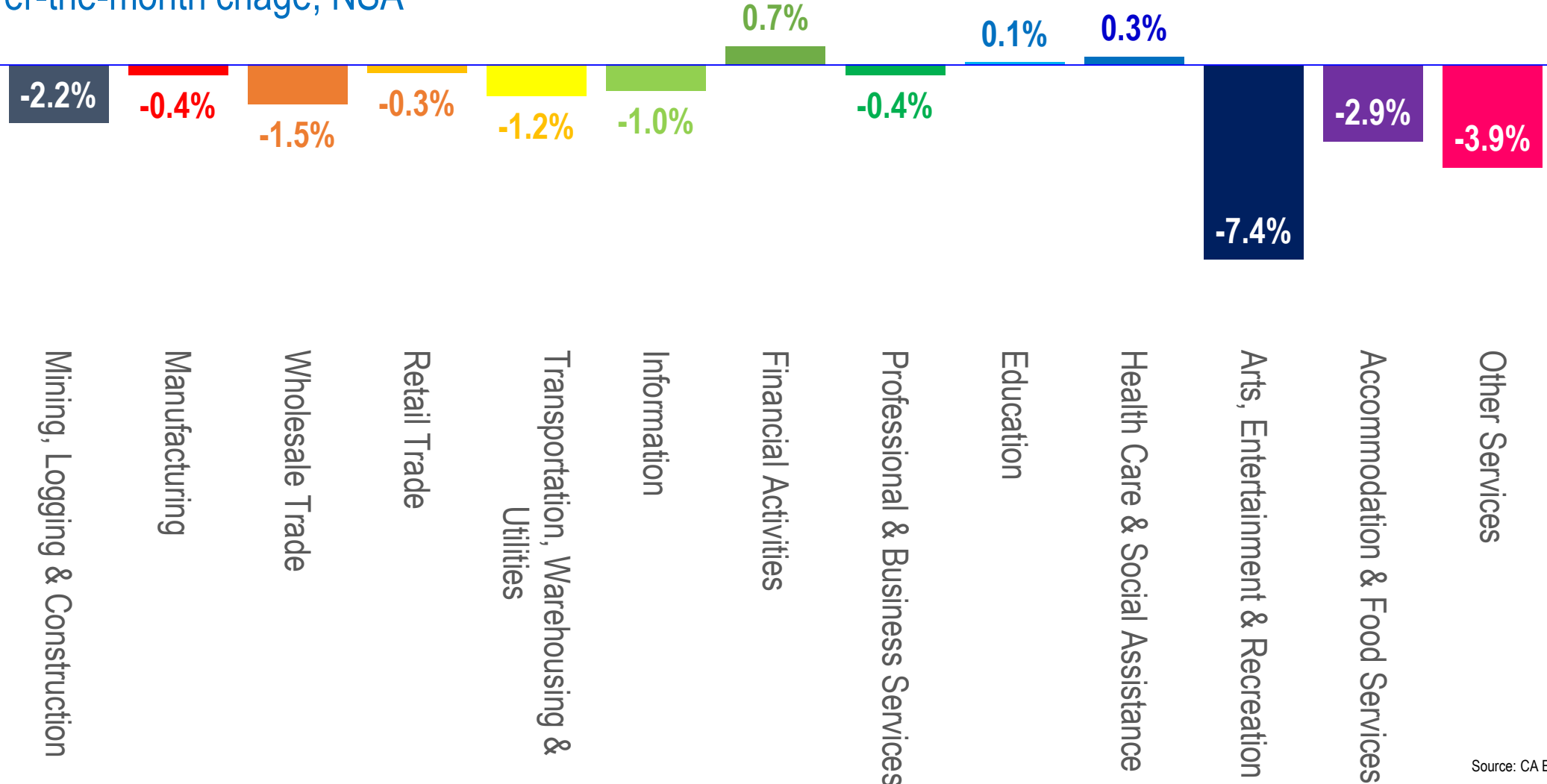


# Arts, Entertainment and Related: COVID-19 and Professional Sports

- Wednesday, March 11:
  - NBA suspends 2019-20 season "until further notice."
- Thursday, March 12:
  - NCAA cancels all remaining winter and spring championships, and tournaments (March Madness)
  - NHL suspends the 2019-20 season
  - PGA Tour announces that it will cancel the remainder of The Players Championship, as well as all tournaments through the Valero Texas Open, which was slated to occur April 2-5, 2020.
- Friday, March 13:
  - EA announced the suspension of all live competitive gaming series
- Saturday, March 14:
  - Wynn Las Vegas the first Nevada casino to close its sportsbook and poker room because of COVID

# Monthly Change in LA County Payroll Employment by Sector

LA County Payroll Employment March 2020  
Over-the-month change, NSA



Source: CA EDD

# LA County's Unemployment Rate (SA)



Source: BLS, CA EDD

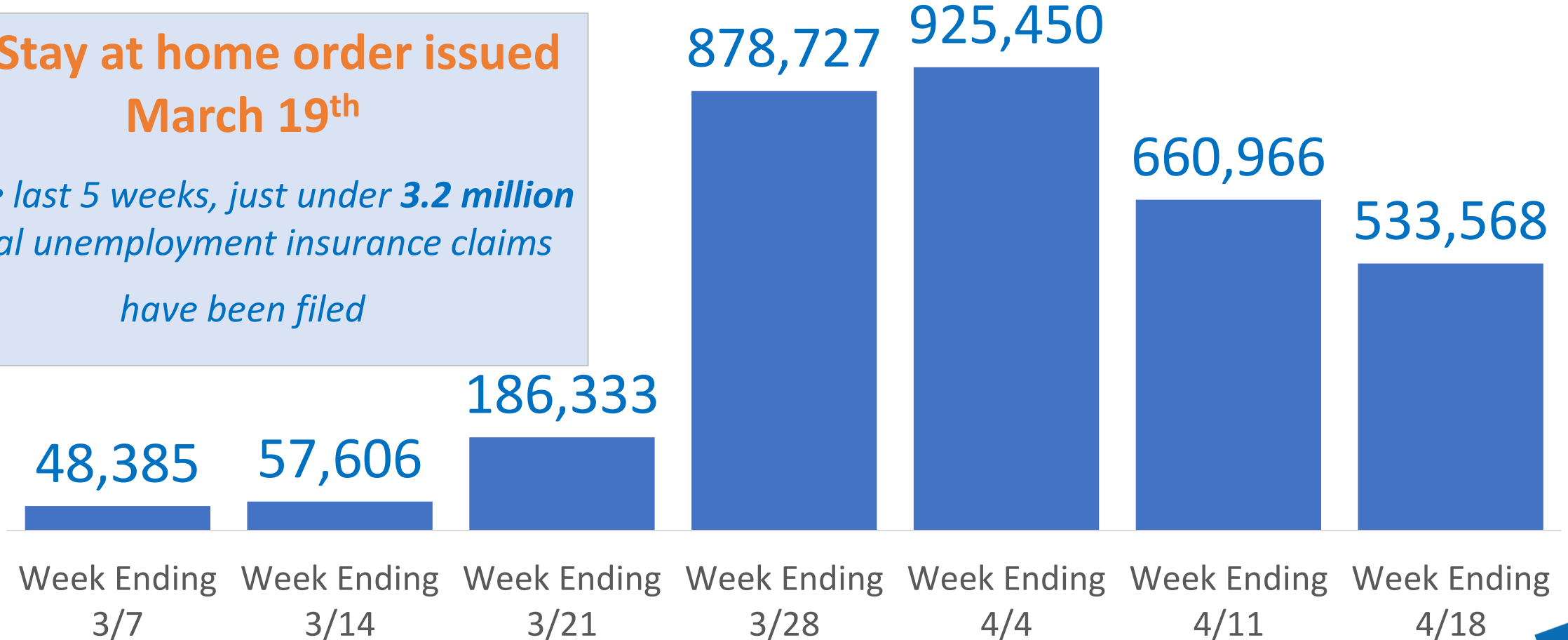


# Unemployment Insurance Weekly Claims

**CA Stay at home order issued  
March 19<sup>th</sup>**

*In the last 5 weeks, just under 3.2 million  
initial unemployment insurance claims  
have been filed*

**Initial Claims in California**



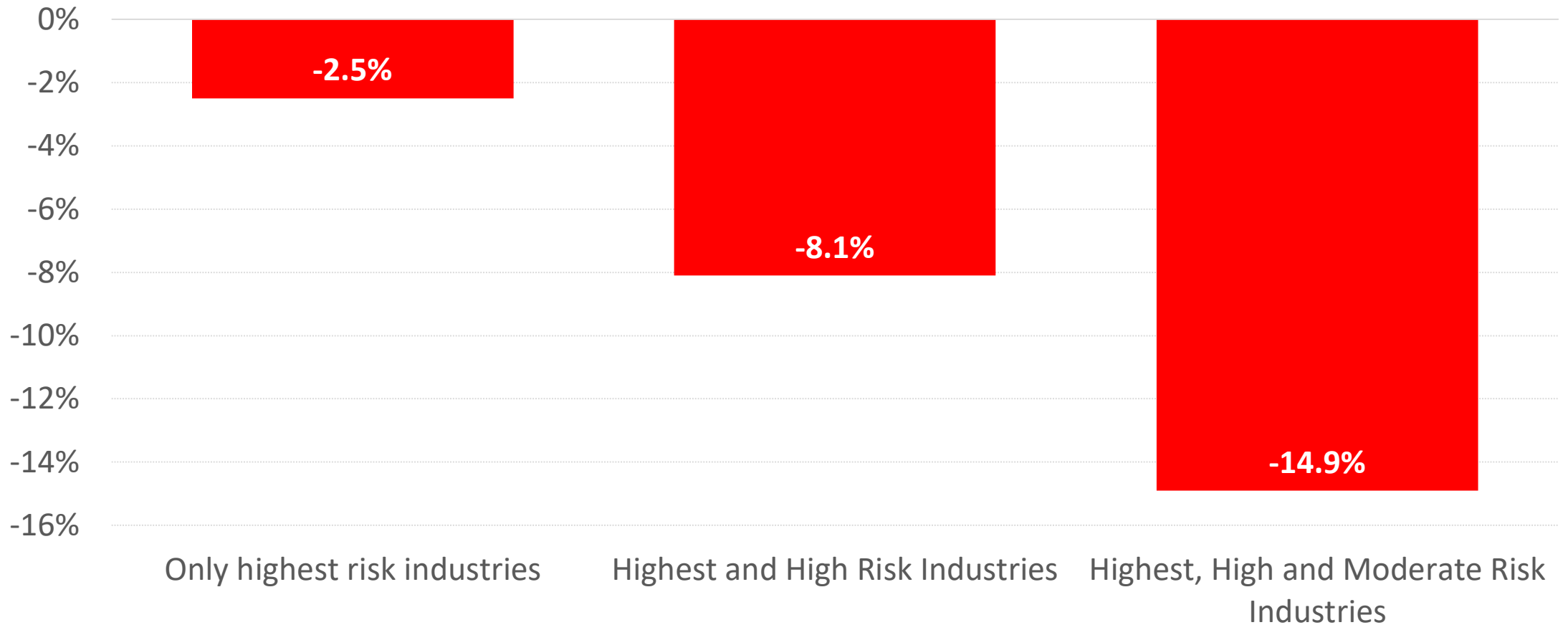
# COVID-19 Uncertainty

- Highly Improbable (Black Swan Event)
- Unquantifiable
  - *Irregular and too unique, indefinite, incalculable*
- Consumer Behavior
  - *Is there such a thing as “back to normal”*
  - *After effects of the crisis*

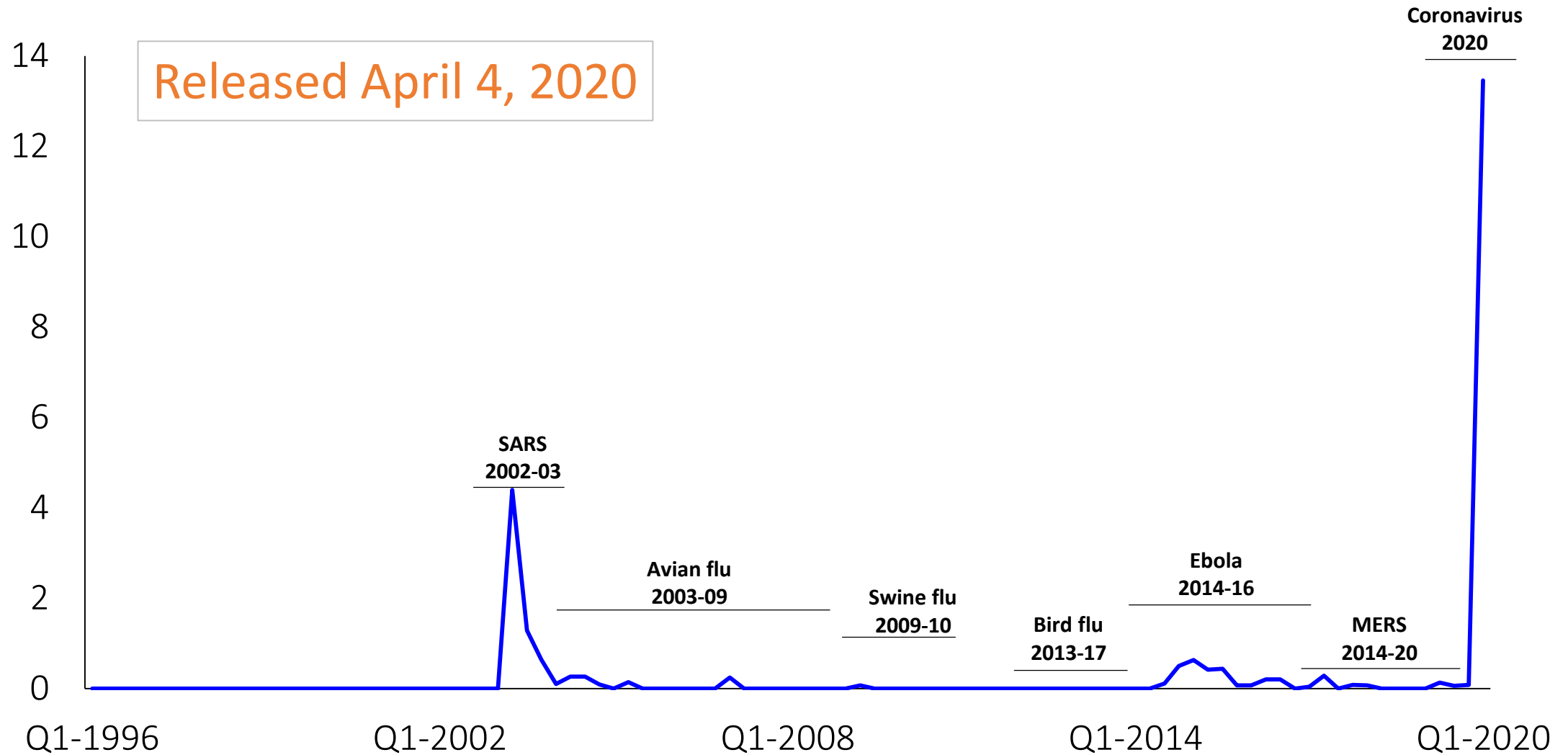


# COVID-19 GRP Losses in LA County

Estimates for Q2 GDP losses from Pre-COVID-19 Baseline



# World Pandemic Uncertainty Index (WPUI)



Source IMF





# EMPLOYMENT IMPACT OF COVID- 19: SOUTHERN CALIFORNIA

---



**LOS ANGELES COUNTY**  
ECONOMIC DEVELOPMENT CORPORATION

*Collectively Advancing Opportunity and Prosperity for All*

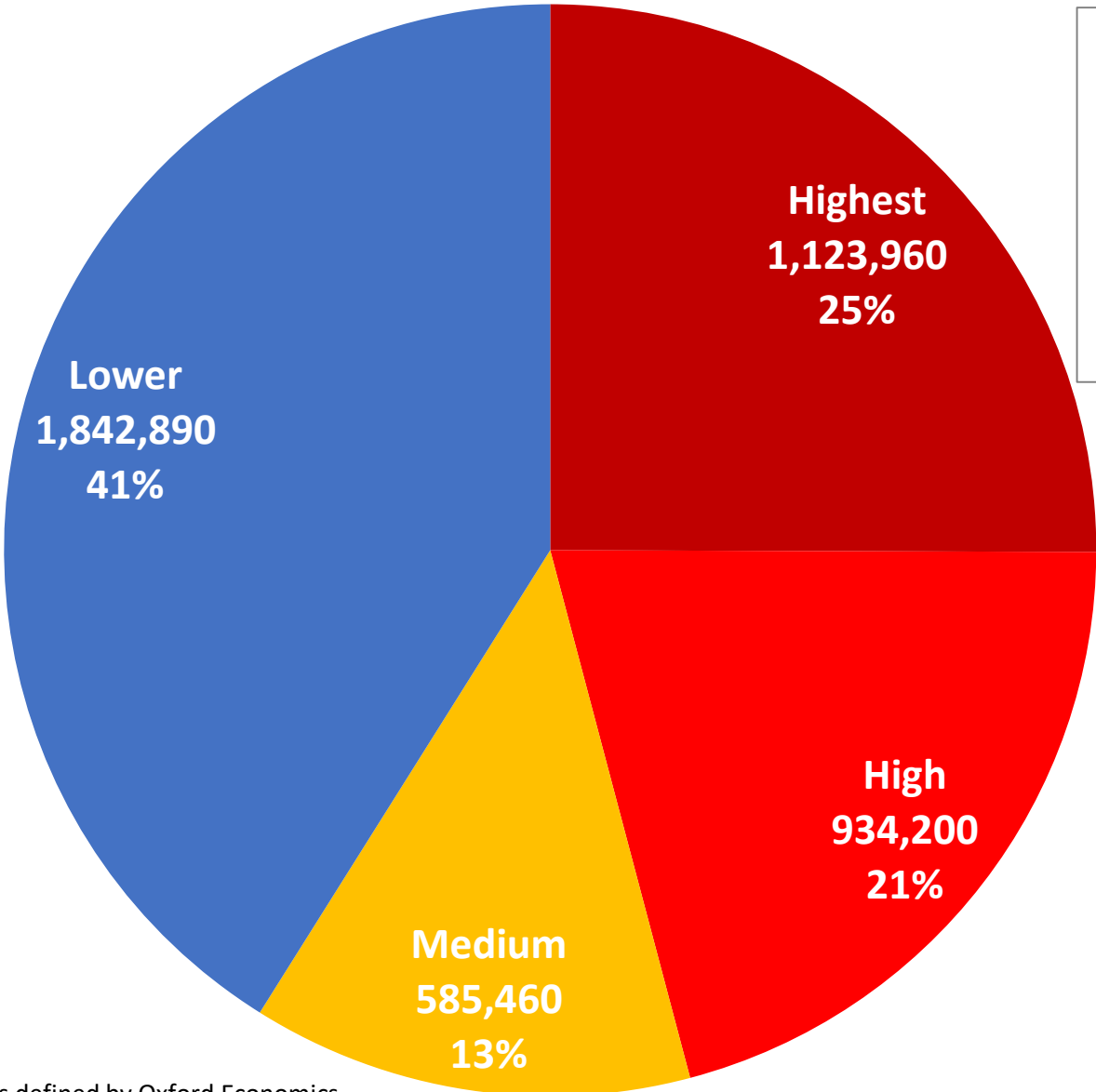
---

## LAEDC INSTITUTE FOR APPLIED ECONOMICS

Released: April 21, 2020



# At Risk Jobs in LA County\*



Total Jobs in LA County:  
4.5 million

High Risk Job Share:  
45.9%

**Highest Risk**

- Retail Trade
- Arts, Entertainment, and Recreation
- Accommodation and Food Services
- Other Services (except Public Administration)

**High Risk**

- Construction
- Manufacturing
- Wholesale Trade
- Transportation and Warehousing

**Medium Risk**

- Mining, Quarrying, and Oil and Gas Extraction
- Information
- Real Estate and Rental and Leasing
- Professional, Scientific, and Technical Services

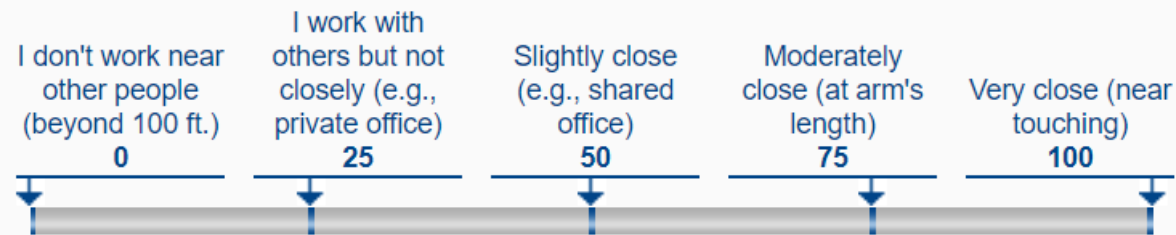
**Lower Risk**

- Agriculture, Forestry, Fishing and Hunting
- Utilities
- Management of Companies and Enterprises
- Administrative and Support and Waste Management and Remediation Services
- Educational Services
- Health Care and Social Assistance
- Public Administration



\*As defined by Oxford Economics

# Work Context: Physical Proximity



*Extent this job requires workers to perform job tasks in close physical proximity to others*



Source: ONET





**LOS ANGELES COUNTY**  
ECONOMIC DEVELOPMENT CORPORATION  
*Collectively Advancing Opportunity and Prosperity for All*

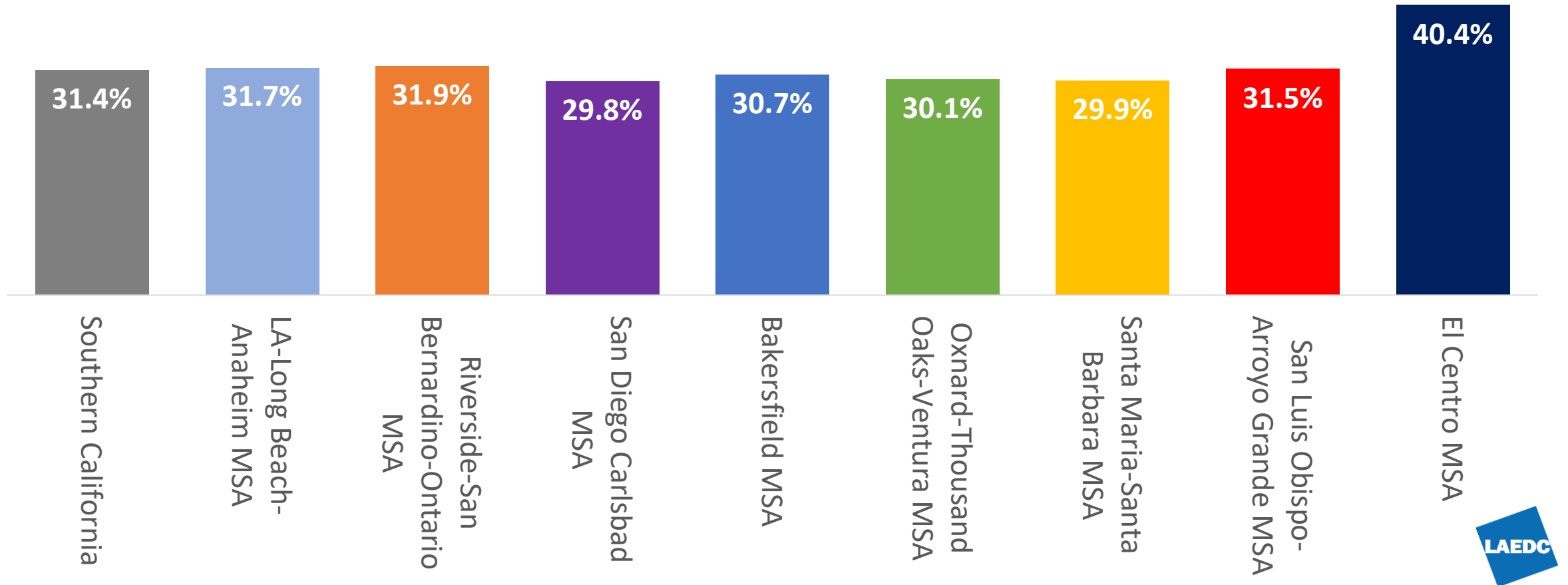
# Southern California MSAs

- Los Angeles-Long Beach-Anaheim
- Riverside-San Bernardino-Ontario
- San Diego-Carlsbad
- Bakersfield
- Oxnard-Thousand Oaks-Ventura
- Santa Maria-Santa Barbara
- San Luis Obispo-Arroyo Grande
- El Centro



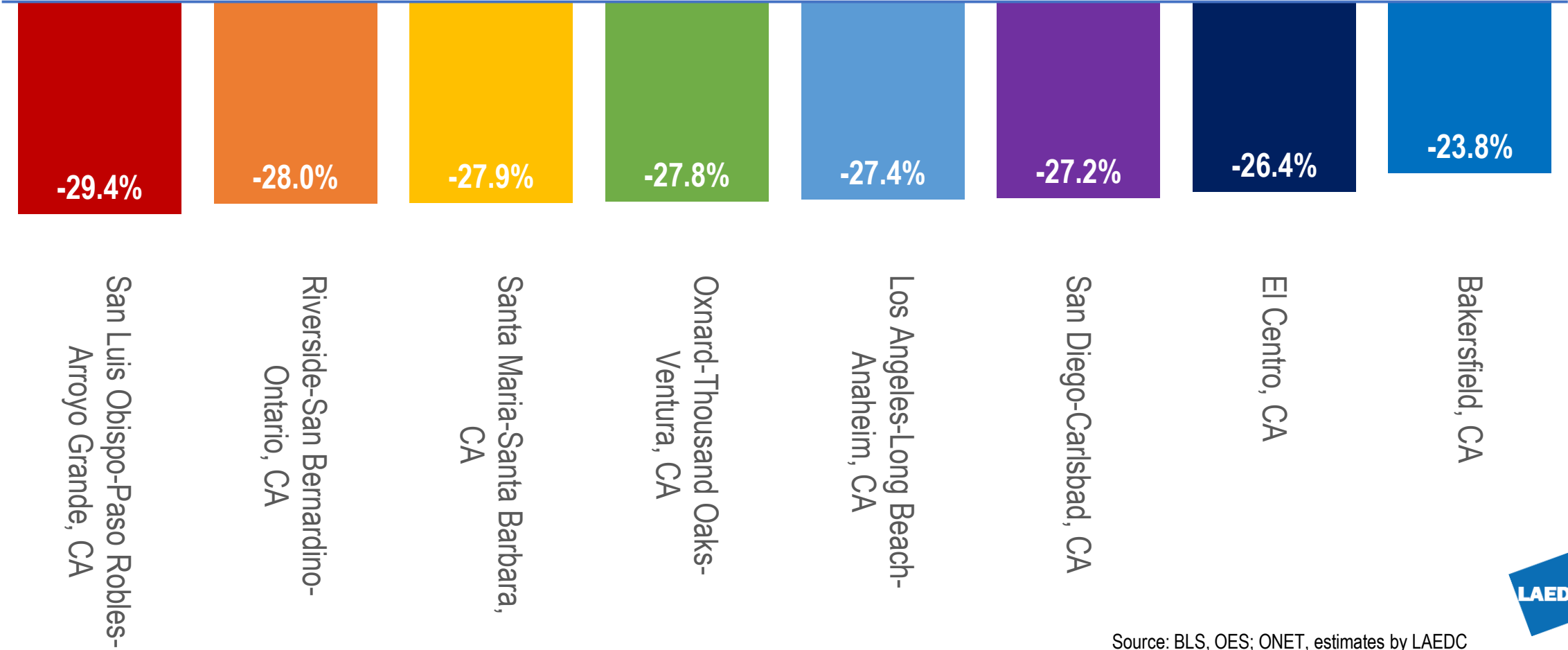
# We Expect the Unemployment Rate to Spike Across Southern California

*Preliminary Projection of the Unemployment Rate, May 2020*



# What Initial Job Loss Related to the COVID-19 Stay At Home Order Could Look Like Across Southern California

*Preliminary Projections for May 2020, Year-Over-Year Change in Jobs*

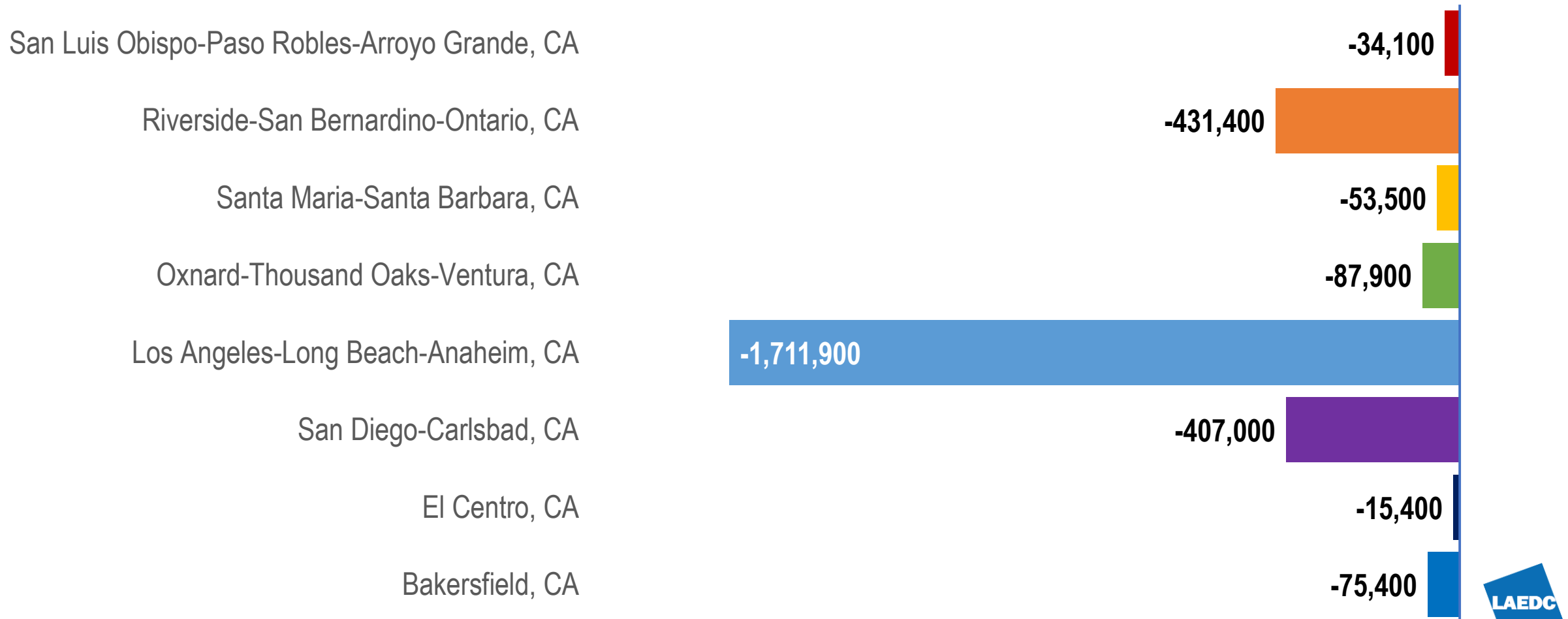


Source: BLS, OES; ONET, estimates by LAEDC



# What Initial Job Loss Related to the COVID-19 Stay At Home Order Could Look Like Across Southern California

*Preliminary Projections for May 2020, Year-Over-Year Change in Jobs*



Source: BLS, OES; ONET, estimates by LAEDC





**LOS ANGELES COUNTY**  
ECONOMIC DEVELOPMENT CORPORATION  
*Collectively Advancing Opportunity and Prosperity for All*



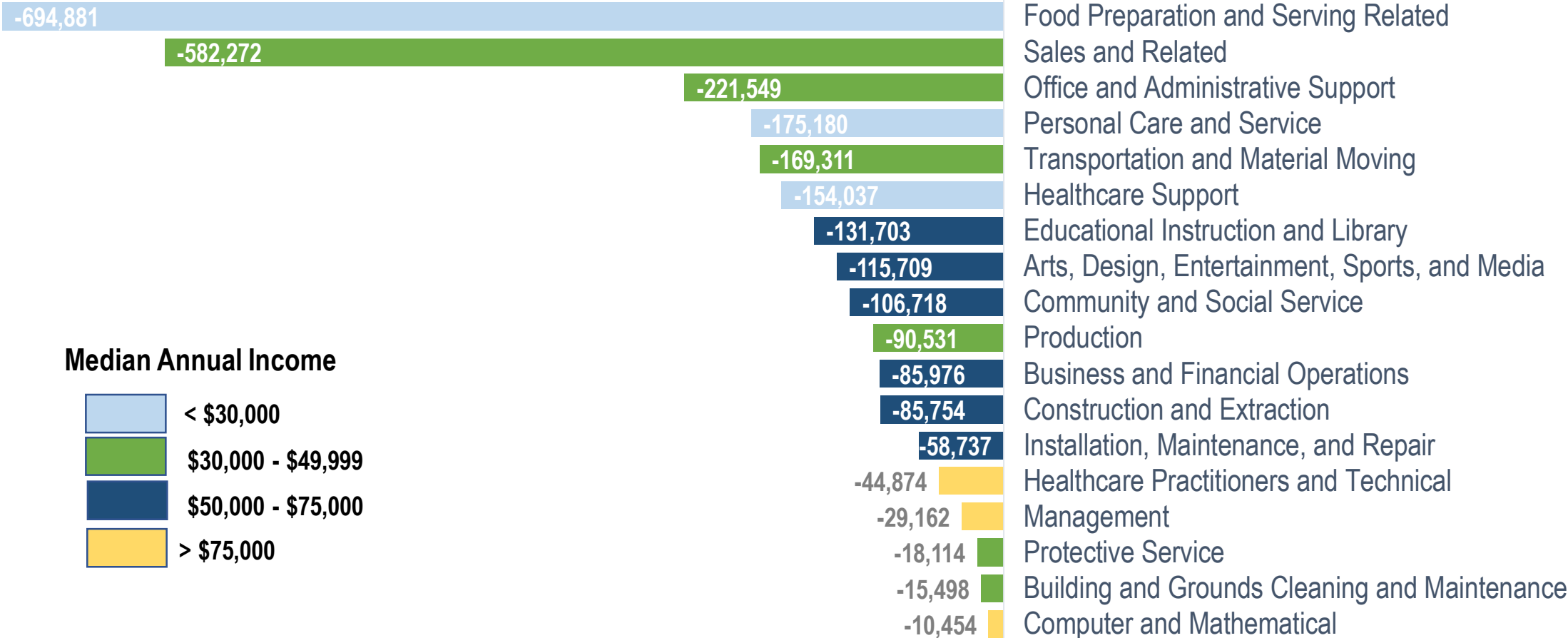
# EMPLOYMENT IMPACT OF COVID-19

**LOS ANGELES-LONG BEACH-ANAHEIM MSA**



# What Initial Job Loss Related to the COVID-19 Stay At Home Order Could Look Like in the Los Angeles-Long Beach-Anaheim MSA

*Projected Number of Jobs Lost by Occupational Group, Southern California, May 2020*

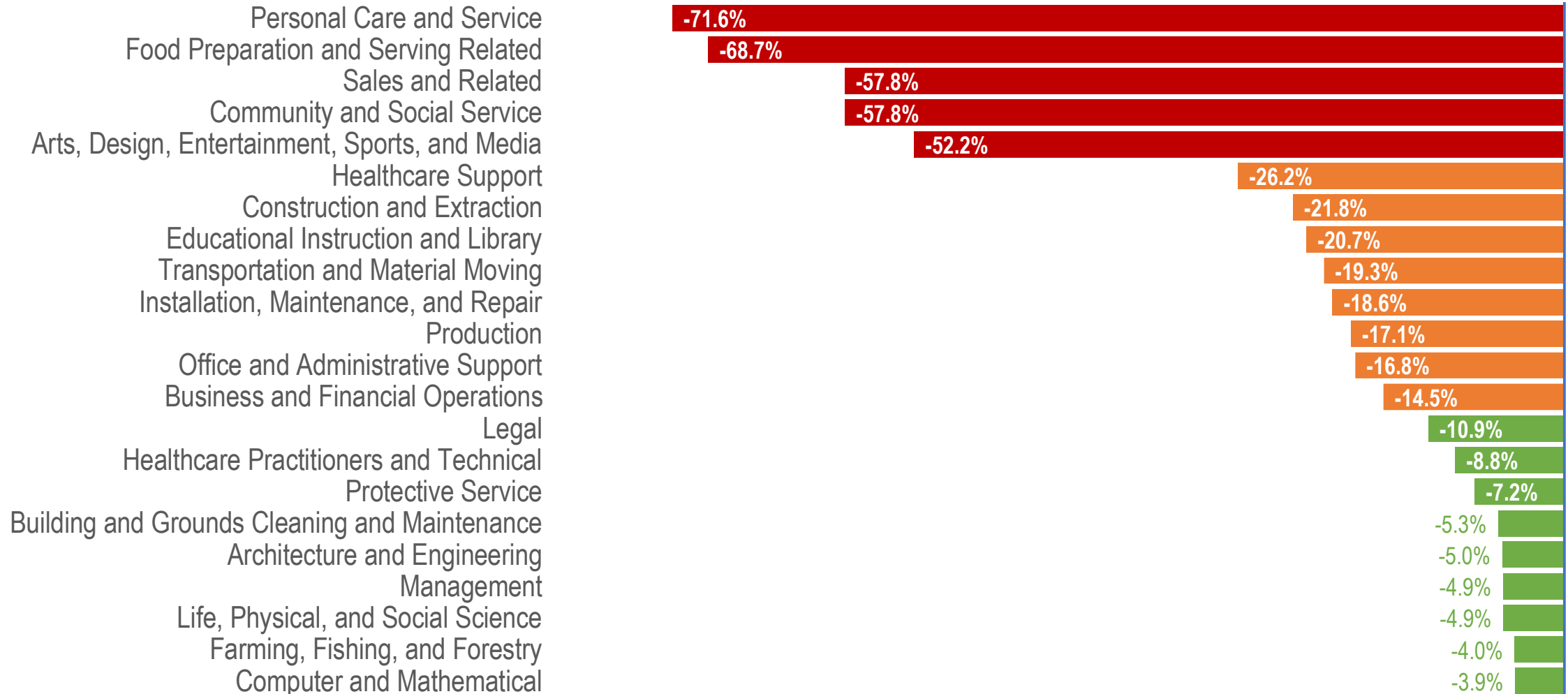


Source: BLS, OES, ONET, estimates by LAEDC



# What Initial Job Loss Related to the COVID-19 Stay At Home Order Could Look Like in the Los Angeles-Long Beach-Anaheim MSA

*Preliminary Projections for May 2020, Year-Over-Year Change*



Source: BLS, OES, ONET, estimates by LAEDC

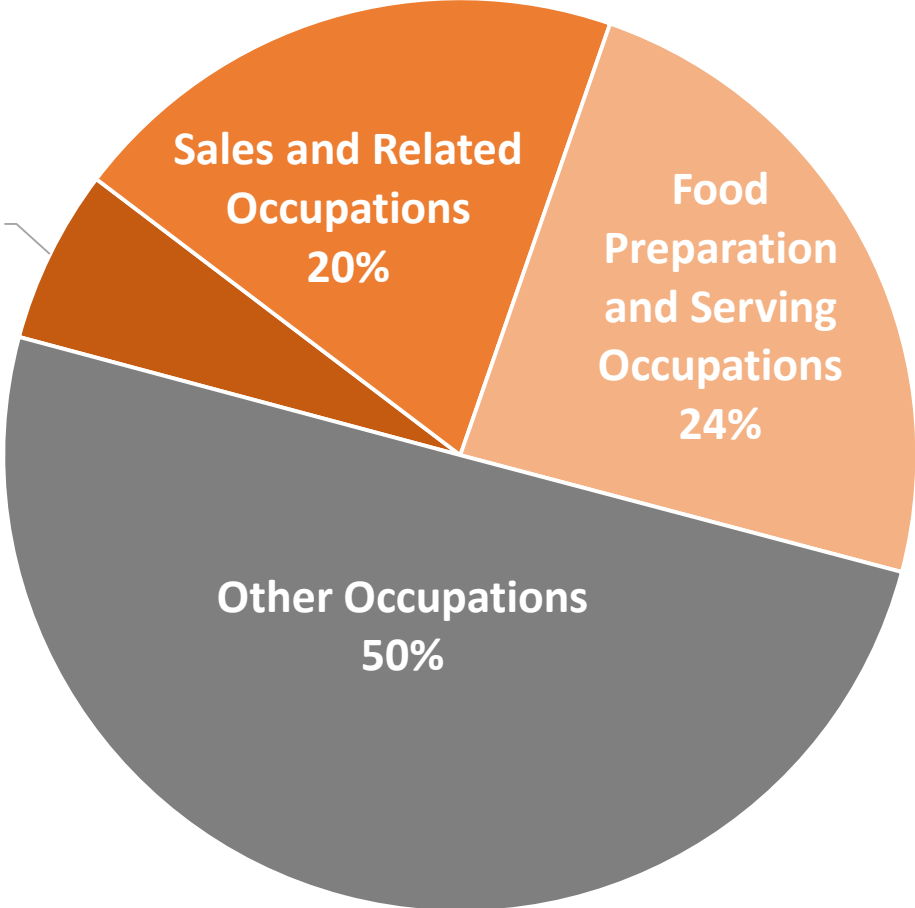


# What Initial Job Loss Related to the COVID-19 Stay At Home Order Could Look Like in the Los Angeles-Long Beach-Anaheim MSA

*Distribution of Projected Job Loss, May 2020*  
*Year-over-year change*

**Half of all projected job loss will occur across three major occupation groups: Food Preparation and Serving; Sales and Related; and Personal Care and Service Occupations.**

Personal Care and Service Occupations  
6%





---

# KEY TAKEAWAYS

- Small businesses will face liquidity issues
  - Layoffs have begun and are expected to significantly increase
  - Households will be without steady incomes and will require immediate assistance
  - Immediate economic effects of COVID-19 have not been equally distributed
  - Additional uncertainties -- lack of a clear timetable for when businesses can expect to resume operations and workers to leave their homes
  - Employment figures will take time to recover -- composition of workforce may look different
  - Businesses may be forced to close after an extended period without income -- many workers may not have jobs to return to
-



---

# OUR RESPONSE

## Key considerations as we determine the community college post-COVID response:

- We have hundreds of thousands of individuals who are newly unemployed and who may or may not be able to return to their old jobs anytime soon
  - We have new trends, such as re-shoring manufacturing and supply chain security, that are emerging in a post-COVID environment
  - The LA Basin has industrial concentrations and productive advantages in many of these emerging trends that make it a natural hub for many of these national trends to be shaped, based and scaled
-



---

## OUR CROSSROADS

*Form a regional labor market partnership focused on targeted skill / competency translation (from current job dislocation to potential employment in a growth occupation), curriculum development and employer partnership in one to three fast-growth occupations that have traditionally been "neglected" by community colleges.*

Let's position the community colleges to be THE EDUCATION/TRAINING PROVIDER for these individuals, leveraging these trends and our (LA Basin) industrial advantages within these emerging trends, with the INDUSTRY-DRIVEN and PARTNERED curriculum to upskill, retrain, and redeploy our county's residents into new careers that are in-demand and provide a living-wage opportunity.

---



# LET'S DO IT

1. Identify the Occupations
2. Construct Occupational Crosswalks, matching skills/competencies of jobs lost with jobs coming....
3. Establish strong employer partnerships through industry councils and regional program advisories
4. Quickly develop/update curriculum
5. Deploy our CCW Portal to move our learners into employment, internships, and work-based learning opportunities



---

# REPORT WEBINARS

- **Information and Communication Technologies on May 14 at 2pm**
  - **Construction on May 26 at 2pm**
  - **Protective Services on June 2 at 2pm**
-





---

# THANK YOU!

Today's PowerPoint presentation will be  
available for download here:

[WWW.COMPETITIVWORKFORCE.LA](http://WWW.COMPETITIVWORKFORCE.LA)

---